

Nationwide JR Route Map

Transport services and routes covered by this pass

- Railways:** JR lines throughout Japan, including Shinkansen "bullet trains" (except for "NOZOMI" and "MIZUHO" services), limited express trains, express trains and local trains.
 Tokyo Monorail
 Aomori Railway between Hachinohe and Aomori, Aomori and Noheji, or Hachinohe and Noheji (valid only for use on ordinary trains)
 IR Ishikawa Railway between Kanazawa and Tsubata Ainokaze Toyama Railway between Toyama and Takaoka (valid only for use on ordinary trains)
 (On Aomiori, IR Ishikawa, and Ainokaze Toyama Railways, valid only for travel extending through the indicated segments without stopover)
- Buses:** JR Bus services (except for expressway buses and some local services).
- Ferry:** JR Miyajima ferry

The stations in red in the map have JAPAN RAIL PASS exchange offices. (as of March 2022)

Transport services and routes NOT covered by this pass

This pass is not valid for "NOZOMI" and "MIZUHO" services (both reserved and non-reserved) on the Tōkaidō, Sanyō, and Kyūshū Shinkansen lines.

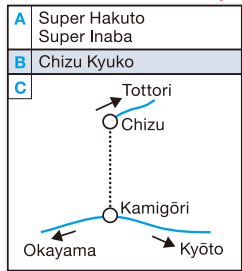
Trains and services requiring additional basic fares and charges

Travel on JR Group trains that connect directly with non-JR Group railways will require additional payment of basic fares and charges for the sections operated by the other company. Please pay either on the train or at a station on the line of the company concerned. (The map below shows the main applicable train lines. Additional payment may also be required on non-regular services in addition to these.) There are also some JR trains that connect directly with subway lines, etc. not shown in the map requiring additional fares and charges for the sections of those lines.

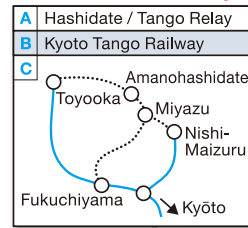
Key to lists of trains and sections requiring additional basic fares and charges

A	Train name
B	Railway name
C	Inset key
— Covered by the pass (JR lines)	
- - - - - Not covered by the pass (Non-JR lines)	

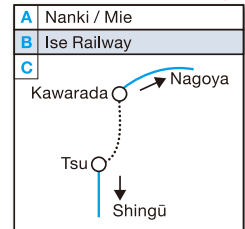
Trains and sections requiring additional basic fares and charges



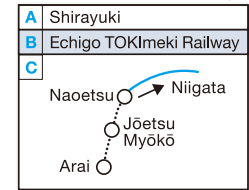
Trains and sections requiring additional basic fares and charges



Trains and sections requiring additional basic fares and charges



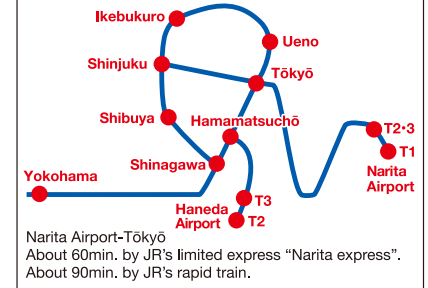
Trains and sections requiring additional basic fares and charges



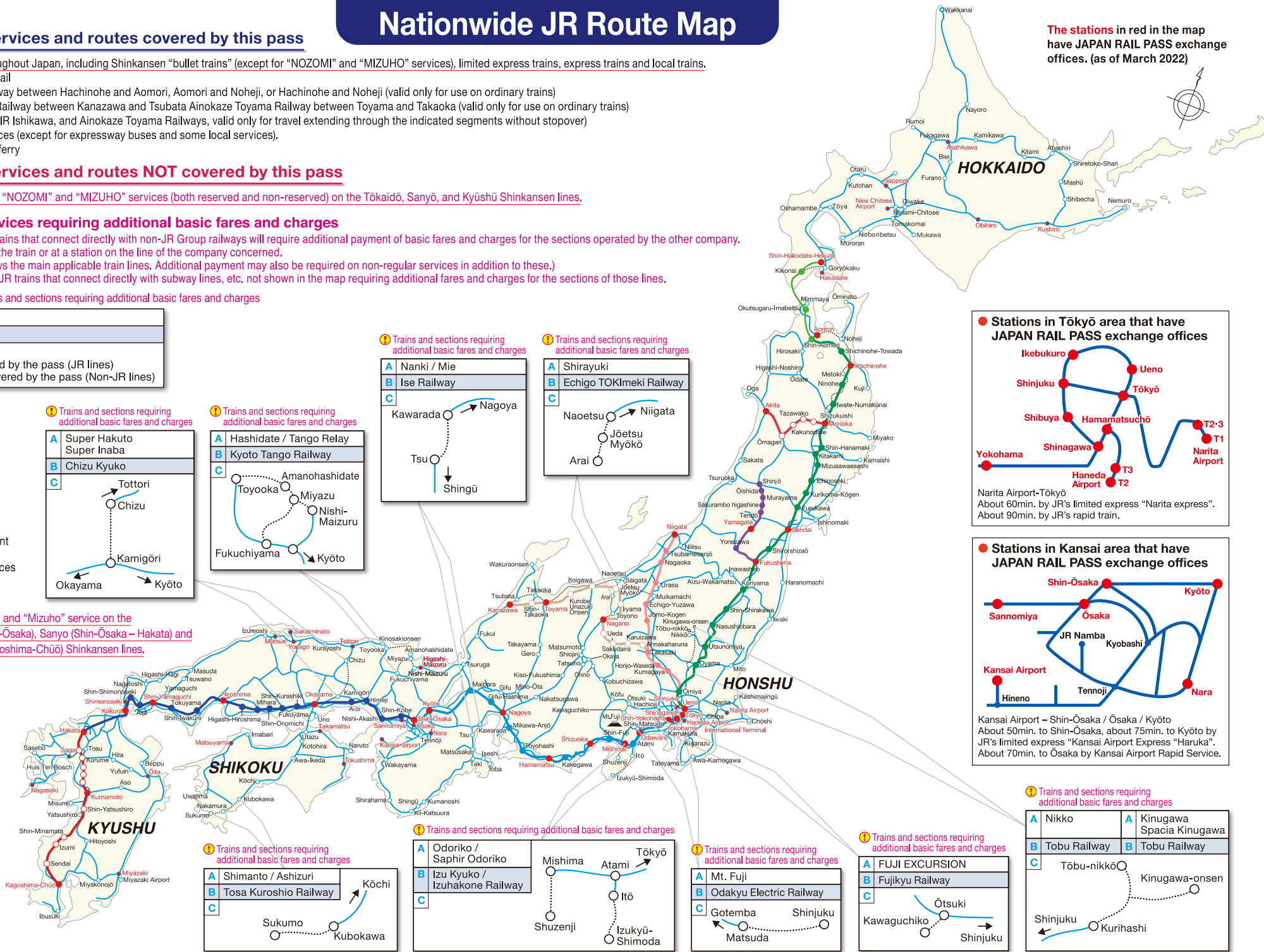
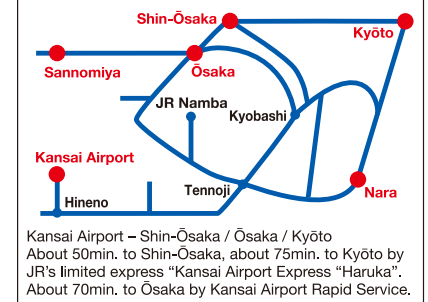
This information is current as of November 2020. The transportation services and train operations are subject to change.

Not valid for "Nozomi" and "Mizuho" service on the Tokaido (Tōkyō – Shin-Ōsaka), Sanyo (Shin-Ōsaka – Hakata) and Kyushu (Hakata – Kagoshima-Chūō) Shinkansen lines.

Stations in Tōkyō area that have JAPAN RAIL PASS exchange offices



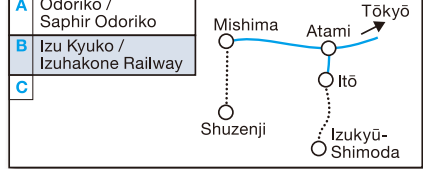
Stations in Kansai area that have JAPAN RAIL PASS exchange offices



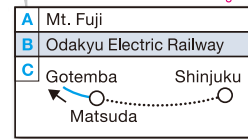
Trains and sections requiring additional basic fares and charges



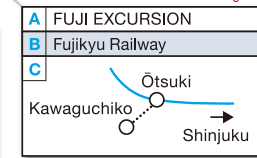
Trains and sections requiring additional basic fares and charges



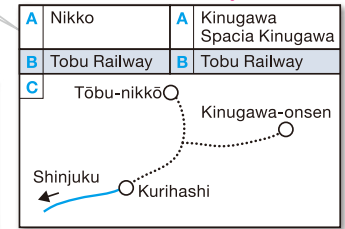
Trains and sections requiring additional basic fares and charges



Trains and sections requiring additional basic fares and charges



Trains and sections requiring additional basic fares and charges



A	Nikko	A	Kinugawa Spacia Kinugawa
B	Tōbu Railway	B	Tōbu Railway
C	Tōbu-nikkō		